

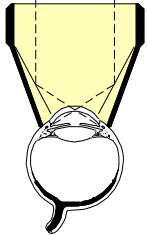


## Ocular Thorpe Four Mirror Gonio Lenses

		Product Code	Gonio Mag	Gonio Laser Spot Mag	Contact OD	Lens Height	Static Gonio FOV	Designed with: Harvey Thorpe, M.D., Pittsburgh, PA  Reference: Optometric Management Vol. 35, No. 6, June 2000	
	ARGON/DIODE								
	OT4MGA	.80x	1.25x	18mm	32mm	150°			
	DIAGNOSTIC								
OT4MG	.80x	na	18mm	32mm	150°				

### Lens Design

- § The Thorpe Four Mirror Gonio Lens has four 62° mirrors to show the entire anterior chamber angle in normal size at a glance.
- § It is generally used with a slit lamp magnification of 10-20x.
- § Broad band anti-reflective coatings are bonded to the argon lens to minimize reflections and maximize light transmission during laser treatment.

### Technique

- § The angle between the lens and slit lamp axis can be varied between 5° and 12° for gonioscopic observation.
  - § The mirrors may be set at either of two positions, (the square position or the diamond position).
- § The diamond position, with the mirrors in the 1:30, 4:30, 7:30 and 10:30 meridians, permits the slit lamp beam to be readily used in all four quadrants of the angle.
- § A narrow slit beam is preferred for precise examination and localization.
- § Examination of a narrow angle can be facilitated in two ways.
  - § The lens can be shifted or rocked slightly on the corneal surface in any direction for a millimeter or so.
  - § This often brings a hidden angle recess or structure into view.
  - § This can be further aided by shifting the position of the fixation light in the required direction.
- § Biomicroscopy of the posterior pole can be performed through the central zone of the lens.

### CAUTION

When using lens for photocoagulation, use extreme care to keep the laser beam away from mirror edges. If the beam strikes the black area around the mirror, it can be absorbed and burn the area. Mirrors damaged in this way cannot be repaired.

### Cleaning & Disinfection

See Cleaning Method 1



2255 116th Ave NE, Bellevue, Washington 98004-3039 USA  
 T: 425-455-5200 or 800-888-6616 F: 425-462-6669  
 E: ocular@ocularinc.com I: www.ocularinc.com

© 2001 Ocular Instruments  
 5545G3275